



Private School Enrollment Report

2015-2016

Ala Moana Pacific Center • 1585 Kapiolani Blvd. #1212 • Honolulu, HI 96814
Tel. 808.973.1540 • Fax 808.973.1545 • www.hais.us

Enrollment Study for Hawai'i's Private Schools: 2015-2016 School Year

Overview – Statewide

For 2015-2016, Hawai'i's private schools are reporting a total enrollment of 36,604 students in grades PS-12, down 193 students (-0.5%) from last year's total of 36,797.

Overview – Oahu

- Honolulu district reported 20,111 students, down 327 students (-1.6%) from last year's total of 20,438.
- Central district reported 2,717 students, down 227 students (-8.3%) from last year's total of 2,944.
- Leeward district reported 2,309 students, up 19 students (+0.9%) from last year's total of 2,290.
- Windward district reported 2,632 students, up 18 students (+0.7%) from last year's total of 2,614.

Overview – Neighbor Islands

- Hawai'i reported 3,806 students, up 213 students (+5.5%) from last year's total of 3,593.
- Maui reported 3,691 students, up 46 students (+1.2% from last year's total of 3,645.
- Kauai reported 885 students, up 123 students (+14%) from last year's total of 762.
- Molokai reported 52 students, down 8 students (-15.4%) from last year's total of 60.
- **Overall**, neighbor island schools reported enrollment of 8,434 students, up 374 students (+4.4%) from last year's total of 8,060.

Overview – Special Purpose Schools

Three "special purpose" schools reported enrollment of 401 students, equal to last year's total of 401 students. (ASSETS School, Variety School, Horizons Academy).

Data on the Universe of Hawai'i's Private Schools – by Island

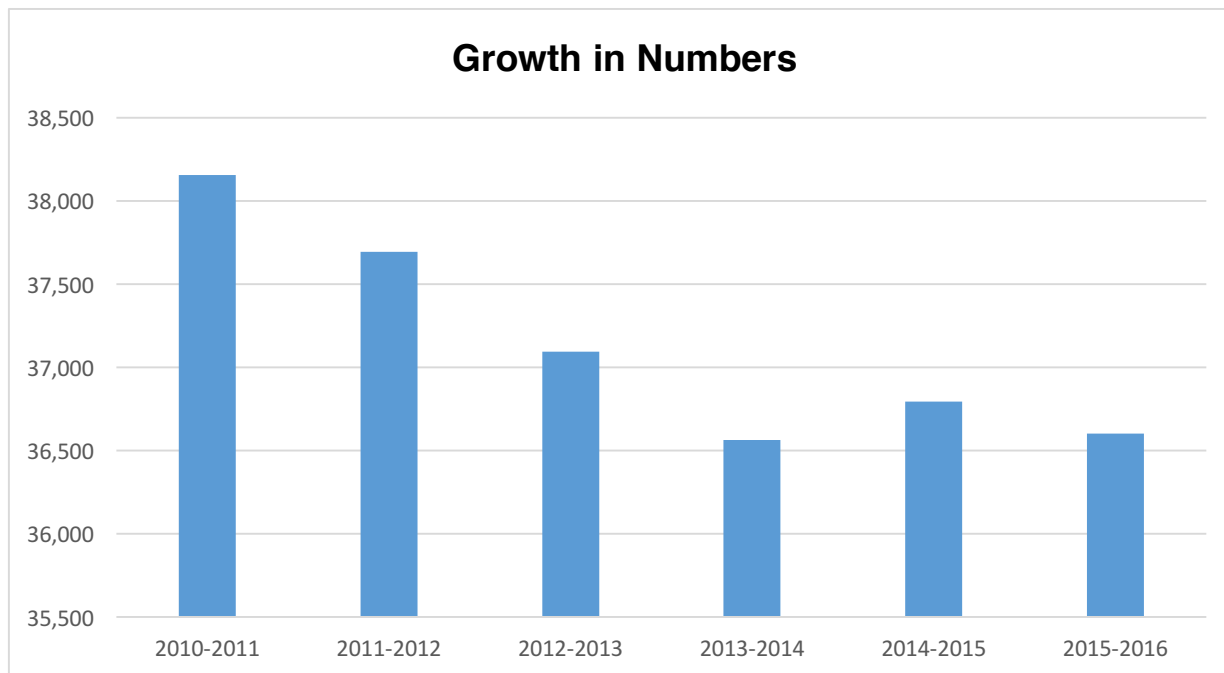
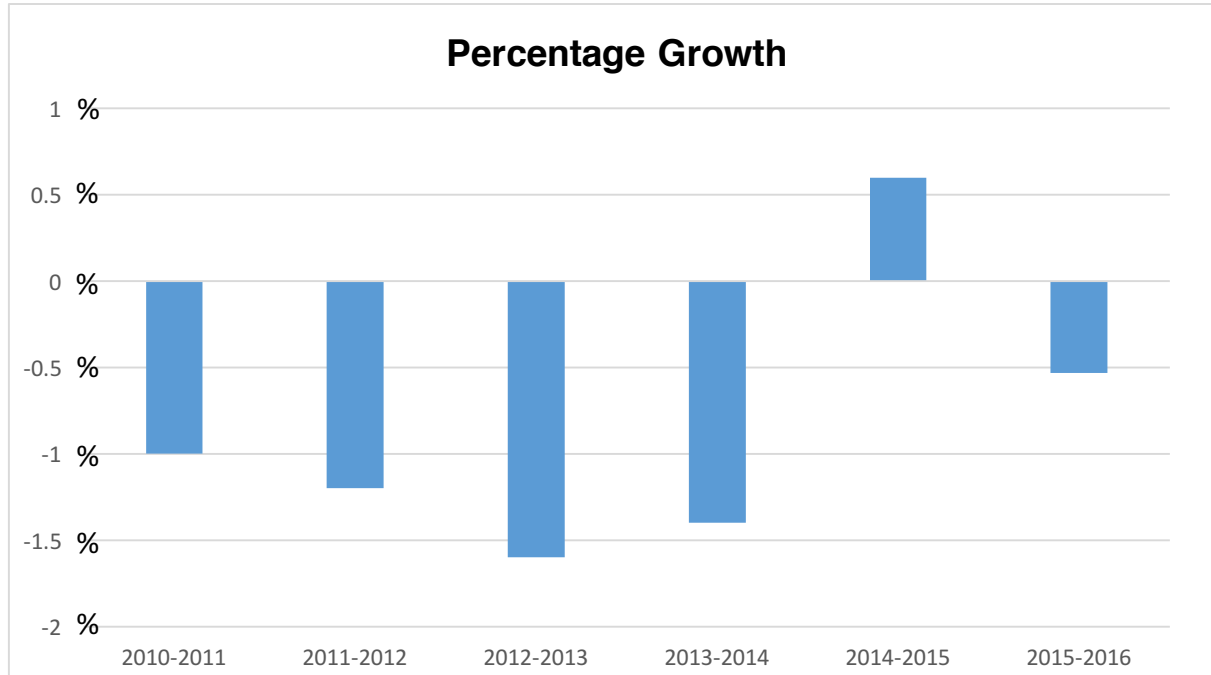
Oahu:	73 Schools	Includes 2 special purpose schools
Hawai'i:	16 Schools	
Maui:	19 Schools	Includes 1 special purpose school
Kauai:	7 Schools	
Molokai:	2 Schools	
Total:	117 Schools	

Analysis of Increases and Decreases in Enrollment

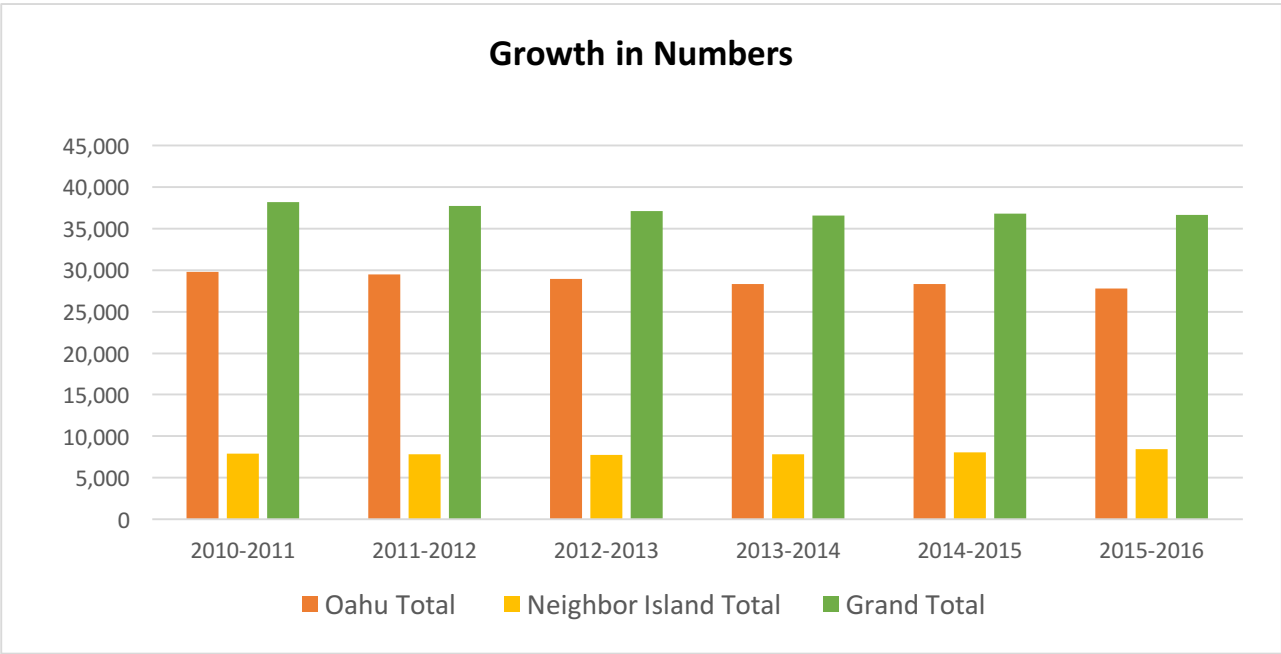
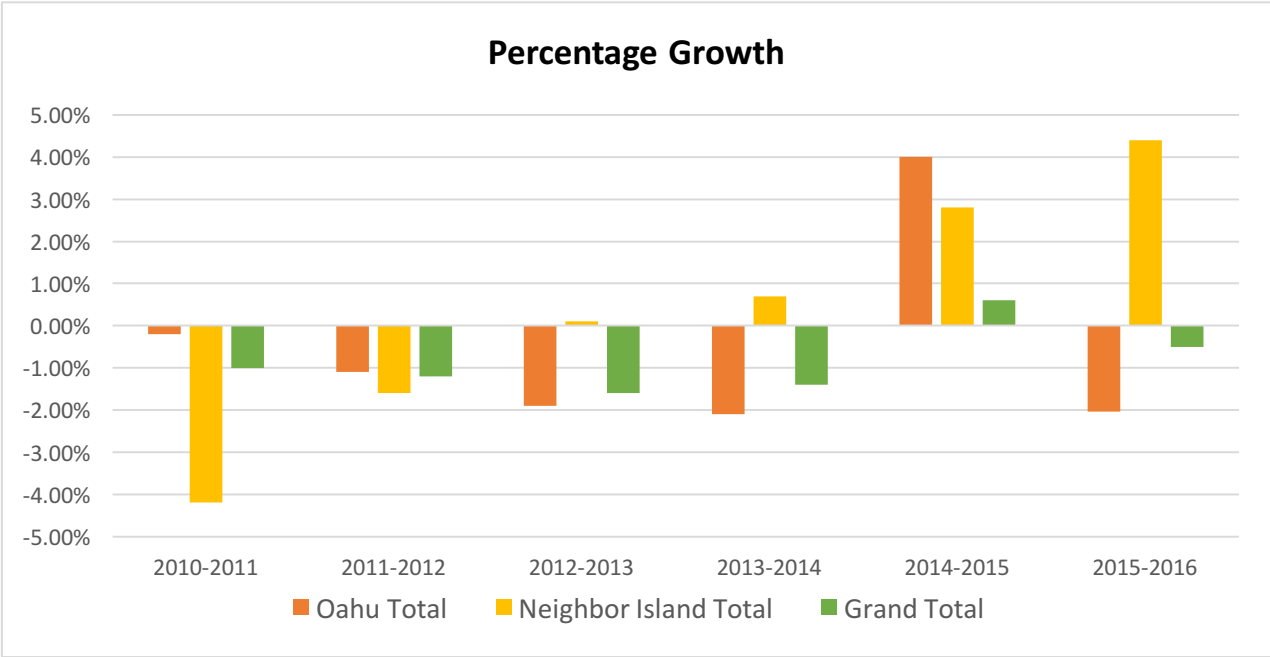
- Oahu: 35 schools reported enrollment remaining the same or increasing. 38 school reported enrollment decreasing.
Of Oahu school with decreasing enrollments:
 - 12 had decreases less than 5%
 - 12 had decreases of 5.1% - 10%
 - 3 had decreases of 10.1% - 20%
 - 11 had decreases of more than 20%

- Neighbor Islands: 34 schools reported enrollment remaining the same or increasing. 10 schools reported enrollment decreasing.
Of neighbor island schools with decreasing enrollments:
 - 2 had decreases less than 5%
 - 3 had decreases of 5.1% - 10%
 - 3 had decreases of 10.1% - 20%
 - 2 had decreases of more than 20%

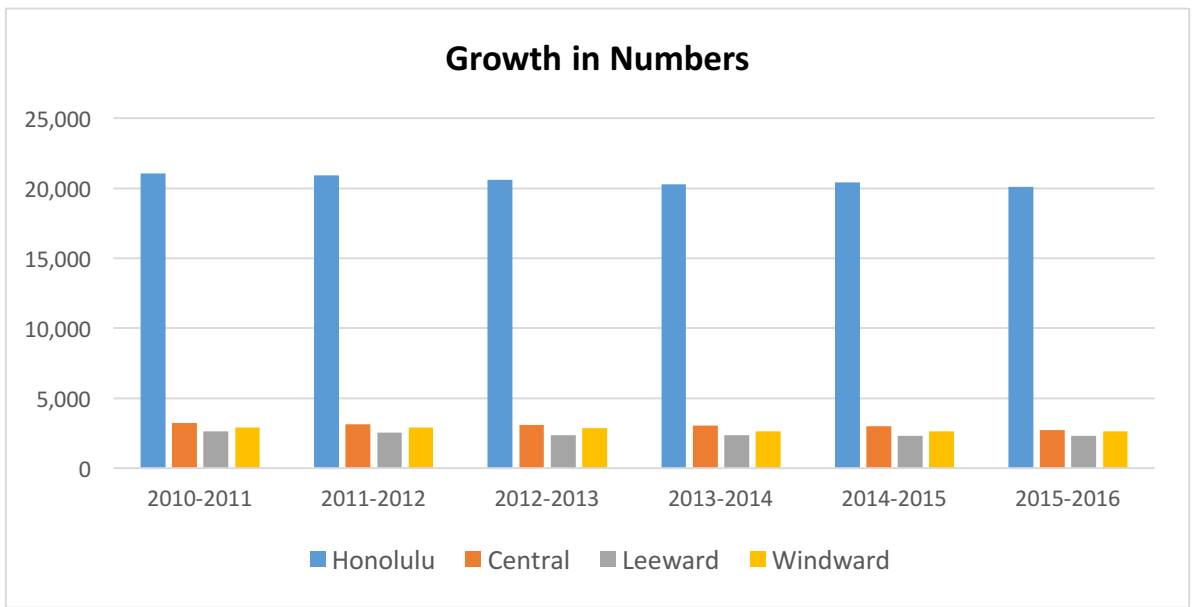
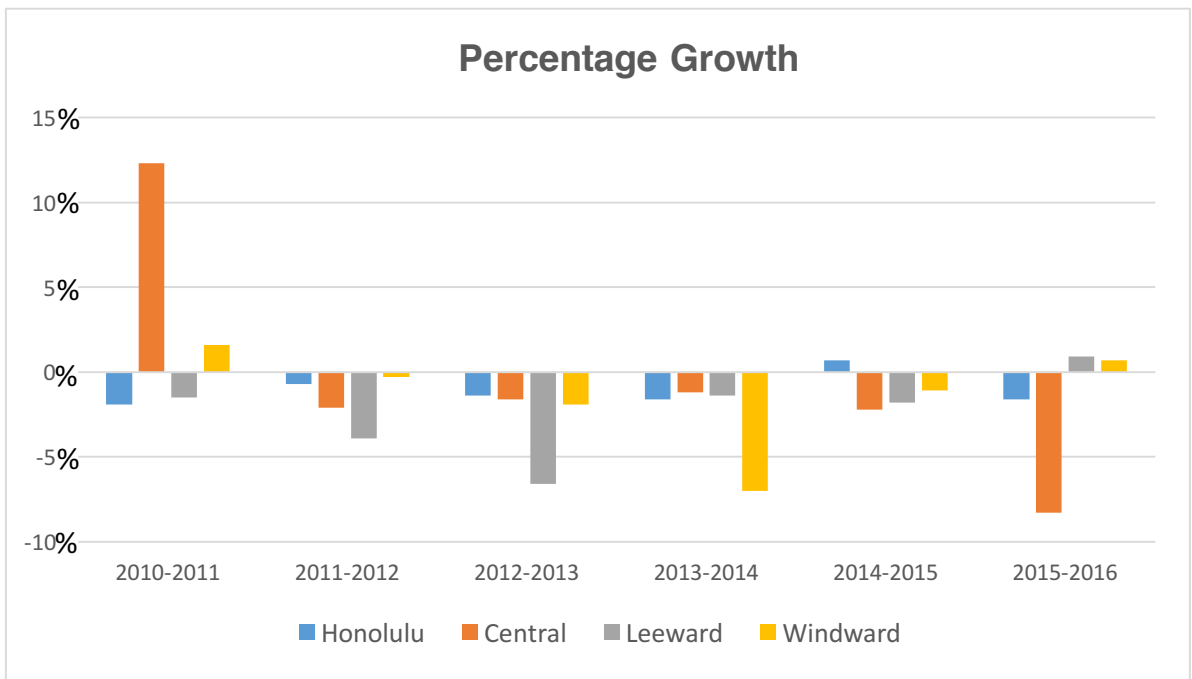
Hawai'i Independent School Enrollment Trends



Oahu and Neighbor Island Comparison of Enrollment Trends

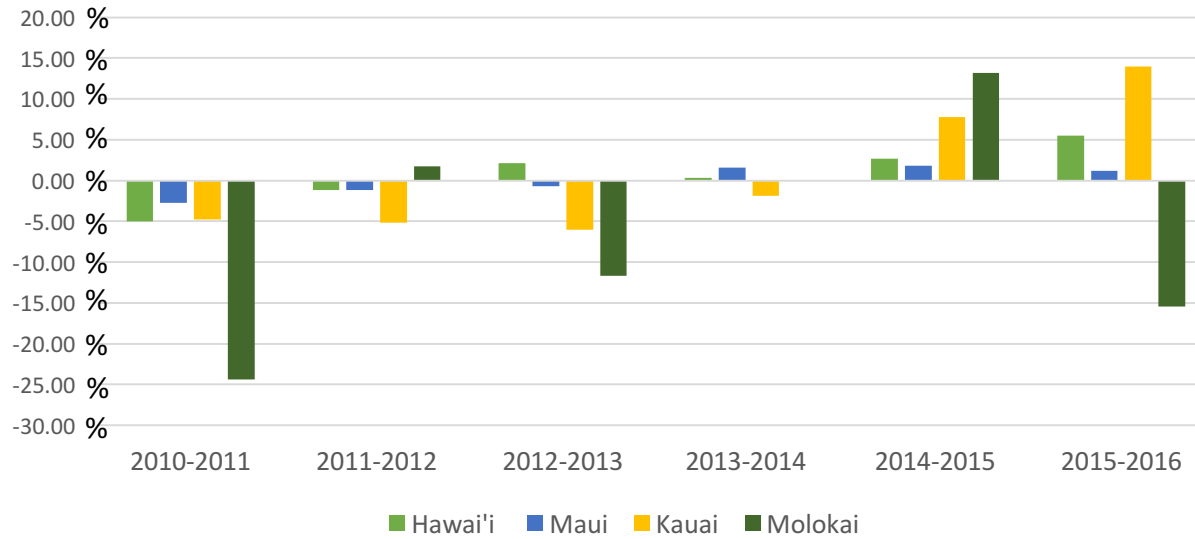


Oahu Independent School Enrollment Trends by District

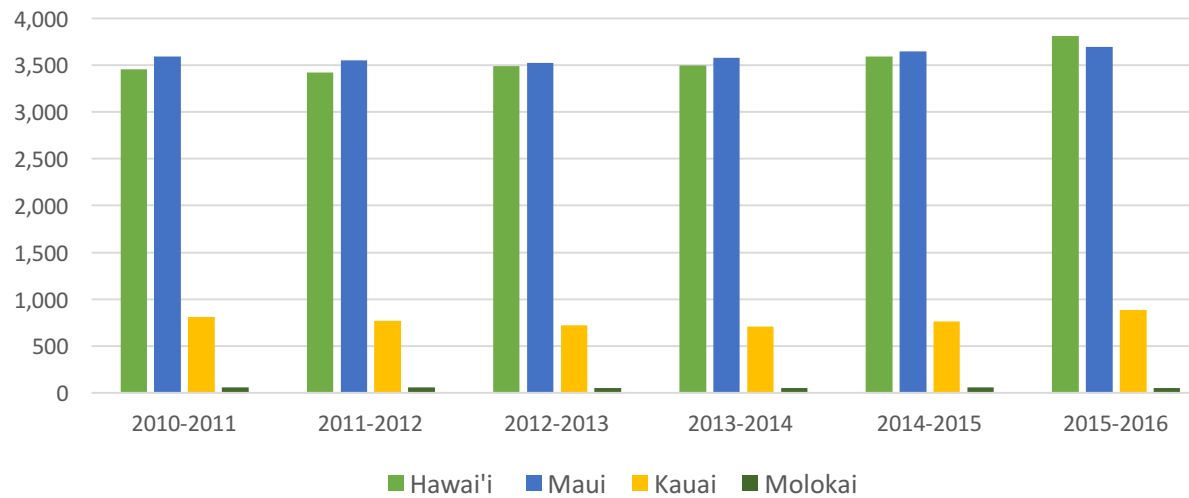


Neighbor Island Independent School Enrollment Trends

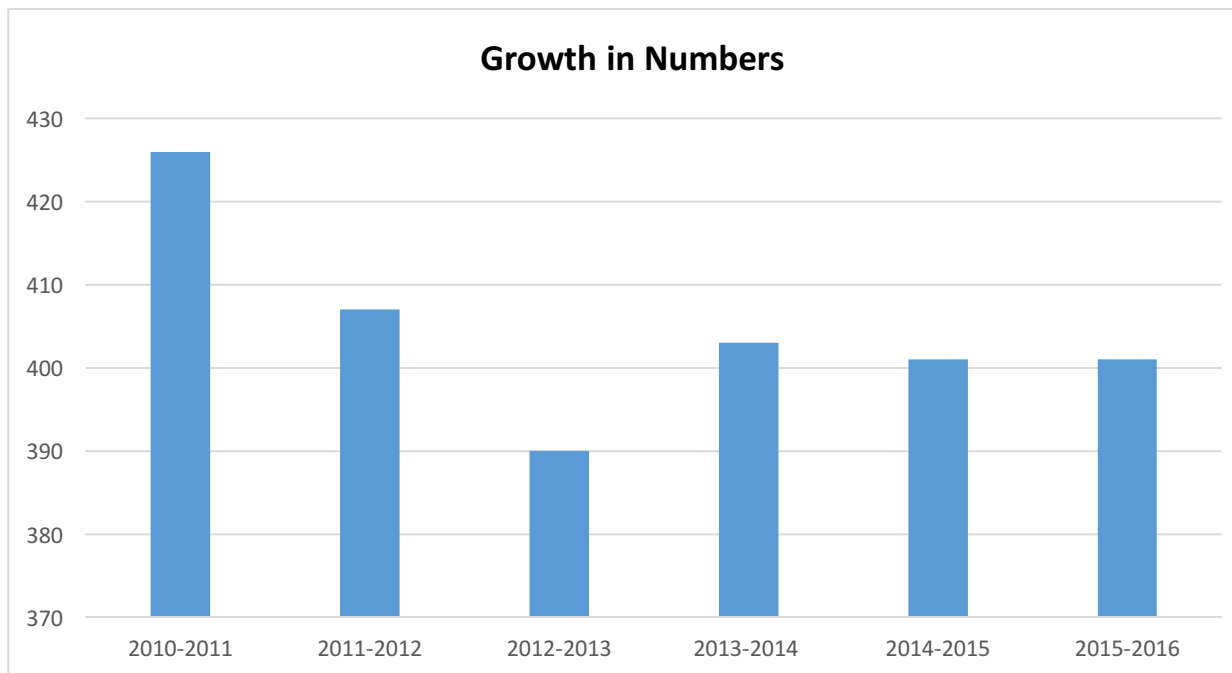
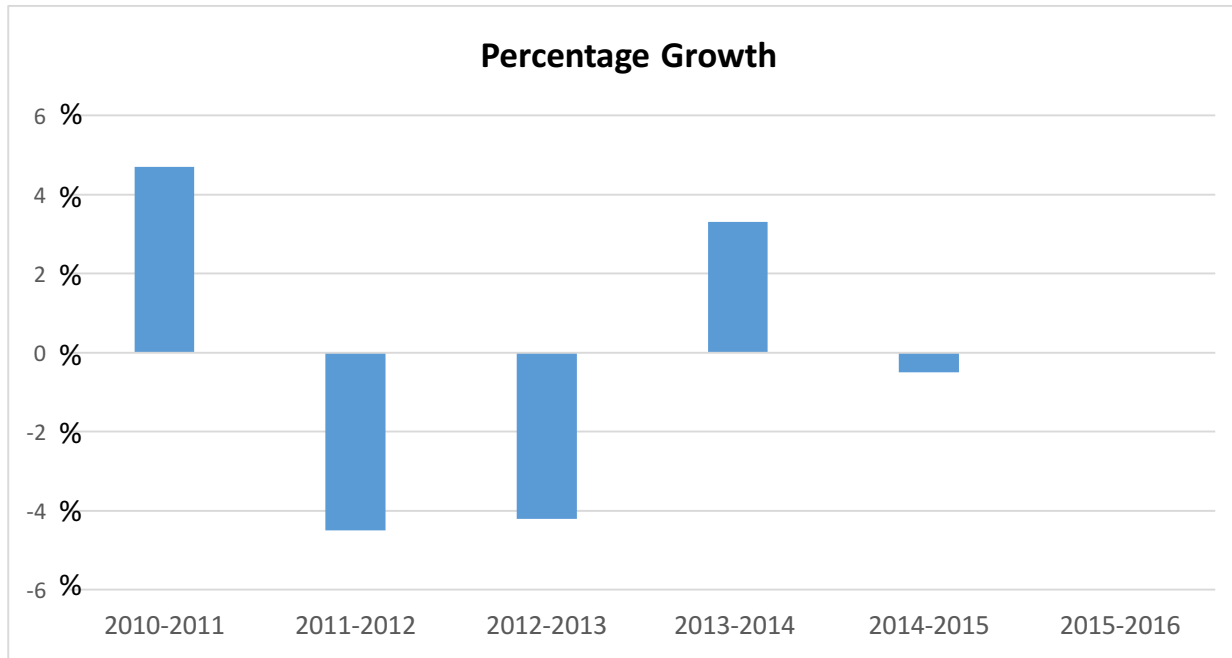
Percentage Growth



Growth in Numbers



Special Purpose Independent School Enrollment Trends



2015-2016 - Number of Private Schools by Type of School

	State Total	Honolulu	Central	Leeward	Windward	Oahu Total	Hawai'i	Maui	Kauai	Molokai	Neighbor Island Total
ELEMENTARY											
PreK	4	1	1	0	0	2	0	2	0	0	2
PreK, K	9	5	2	0	0	7	2	0	0	0	2
PreK, K-1	1	0	0	0	0	0	1	0	0	0	1
PreK, K-2	0	0	0	0	0	0	0	0	0	0	0
PreK, K-3	0	0	0	0	0	0	0	0	0	0	0
PreK, K-4	2	1	1	0	0	2	0	0	0	0	0
PreK, K-5	0	0	0	0	0	0	0	0	0	0	0
PreK, K-6	5	3	0	1	0	4	0	1	0	0	1
K-5	1	0	0	0	0	0	1	0	0	0	1
K-6	2	1	0	0	1	2	0	0	0	0	0
Total	24	11	4	1	1	17	4	3	0	0	7
ELEMENTARY - INTERMEDIATE											
PreK, K-7	2	0	0	1	1	2	0	0	0	0	0
PreK, K-8	27	6	5	2	3	16	4	5	2	0	11
K-7	0	0	0	0	0	0	0	0	0	0	0
1-7	1	0	0	0	0	0	0	0	1	0	1
K-8	8	1	1	2	2	6	1	1	0	0	2
1-8	3	1	0	0	0	1	1	1	0	0	2
Total	41	8	6	5	6	25	6	7	3	0	16
ELEMENTARY - HIGH											
PreK, K-9	0	0	0	0	0	0	0	0	0	0	0
PreK, K-11	0	0	0	0	0	0	0	0	0	0	0
PreK, K-12	20	7	1	1	2	11	3	4	2	0	9
K-11	2	0	0	2	0	2	0	0	0	0	0
K-12	16	6	2	2	1	11	3	1	1	0	5
1-12	0	0	0	0	0	0	0	0	0	0	0
4-12	0	0	0	0	0	0	0	0	0	0	0
5-12	2	1	0	0	0	1	0	0	0	1	1
Total	40	14	3	5	3	25	6	5	3	1	15
INTERMEDIATE											
7-8	1	0	0	0	0	0	0	0	1	0	1
Total	1	0	0	0	0	0	0	0	1	0	1
INTERMEDIATE - HIGH											
6-11	0	0	0	0	0	0	0	0	0	0	0
6-12	5	2	0	0	0	2	0	3	0	0	3
7-12	0	0	0	0	0	0	0	0	0	0	0
8-12	0	0	0	0	0	0	0	0	0	0	0
Total	5	2	0	0	0	2	0	3	0	0	3
HIGH											
9-12	3	2	0	0	0	2	0	0	0	1	1
Total	3	2	0	0	0	2	0	0	0	1	1
Total Traditional Schools	80	22	8	8	7	45	15	13	5	2	35
Special Purpose Schools	3	1	1	0	0	2	0	1	0	0	1
Hawai'i Catholic Schools	34	15	5	3	3	26	1	5	2	0	8
GRAND TOTAL	117	37	14	11	10	73	16	19	7	2	44

2015-2016 - Private School Enrollment

District	No. of Schools	ECE	Students in Regular Classes												Hawaii Catholic Schools	Total		
			PS	K	1	2	3	4	5	6	7	8	9	10			11	12
Honolulu	37	146	1373	1009	830	790	821	910	947	1291	1755	1743	2137	2176	2132	2051	5883	20111
Central	13	0	443	308	235	217	218	198	201	203	202	190	88	72	71	71	927	2717
Leeward	11	16	374	340	200	197	193	179	161	150	146	123	66	53	65	46	680	2309
Windward	10	0	404	269	197	214	212	201	204	194	207	177	96	96	90	71	705	2632
Oahu Totals	71	162	2594	1926	1462	1418	1444	1488	1513	1838	2310	2233	2387	2397	2358	2239	8195	27769
Hawai'i	16	42	381	226	209	217	211	204	205	274	259	272	318	330	330	328	314	3806
Maui	18	28	452	234	196	203	192	215	204	339	294	309	263	248	259	255	666	3691
Kauai	7	0	151	70	65	55	56	49	49	71	82	90	43	39	29	36	308	885
Molokai	2	0	0	0	0	0	0	0	5	5	10	8	8	9	3	4	0	52
Neighbor Islands Total	43	70	984	530	470	475	459	468	463	689	645	679	632	626	621	623	1288	8434
Traditional School Total	114	232	3578	2456	1932	1893	1903	1956	1976	2527	2955	2912	3019	3023	2979	2862	9483	36203
Special Purpose Schools	3	0	0	4	6	14	23	23	32	39	50	45	41	46	41	37	0	401
GRAND TOTAL	117	232	3578	2460	1938	1907	1926	1979	2008	2566	3005	2957	3060	3069	3020	2899	9483	36604

Enrollment 2015-2016 Honolulu District

School	EC	PS	K	1	2	3	4	5	6	7	8	9	10	11	12	Catholic	TOTAL
Central Union Church Pre-School & Kindergarten		182															182
Christian Academy		59	17	23	19	22	20	10	13	14	11	15	9	13	16		261
Damien Memorial School									33	72	71	120	161	113	116	686	686
Hanahau`oli School		27	27	26	26	26	27	26	26								211
Hawaii Baptist Academy			39	38	36	45	61	56	83	103	110	116	117	114	112		1030
Hawaiian Mission Academy 9-12												24	25	32	24		105
Hawaiian Mission Academy - Ka Lama Iki			13	11	7	11	13	21	13	10	13						112
Holy Nativity School		30	20	18	20	19	15	14	9								145
Hongwanji Mission School		80	52	40	28	34	31	25	34	15	11						350
Honolulu Waldorf School		32	33	12	17	13	18	10	16	13	22	11	9	13	14		233
Iolani School			71	73	71	71	64	69	131	204	193	251	239	227	228		1892
Kaimuki Christian School		55	22	23	25	23	29	26	16	29	22	10	13	5	2		300
Kamehameha Schools - Kap ālama			80	80	80	80	114	144	144	320	320	450	450	450	450		3162
Kawaiaha'o School	30	35	15	7	3	1	1										92
La Pietra - Hawaii School for Girls									21	25	25	30	32	22	30		185
L. Robert Allen Montessori		28	8													36	36
Maryknoll School			75	85	75	75	80	80	85	80	90	95	125	130	130	1205	1205
Mid-Pacific Institute		32	36	40	40	40	40	40	120	170	170	200	220	220	200		1568
Montessori Community School		100	24	18	16	16	9	8	8								199
Pacific Buddhist Academy												19	8	17	24		68
Playmate Kindergarten & Grade School		16	3														19
Punahou School			150	150	150	150	200	200	288	368	370	435	432	433	425		3751
Redemption Academy			5	3	3	4	4	3	2	5	4	6	7	5	8		59
Sacred Hearts Academy		40	40	36	3	40	42	45	62	70	70	120	115	120	100	903	903
Saint Francis School	33	16	20	13	13	20	10	10	21	50	50	80	73	70	60	539	539
Saint Louis School								15	28	74	72	125	111	116	89	630	630
St. Andrew's Schools		140	32	25	23	20	15	15	20	25	35	30	30	32	23		465
St. Anthony School -Kalihi		7	16	10	17	7	5	10	9	6	4					91	91
St. Clement's School		87	30													117	117
St. John the Baptist School		23	27	15	21	12	18	16	23	16	11					182	182
St. Patrick School		65	28	20	36	27	30	24	29	32	19					310	310
St. Philomena Early Learning Center	35	114	10													159	159
St. Theresa School		9	24	17	9	19	19	24	19	37	24					201	201
Soto Academy			12	10	12	12	12	10	4								72
Star of the Sea Early Learning Center	48	112	40													200	200
Star of the Sea School				18	20	21	20	29	24	10	17					159	159
Waalani Judd Nazarene School		84	40	19	20	13	13	17	10	7	9						232
TOTAL	146	1373	1009	830	790	821	910	947	1291	1755	1743	2137	2176	2132	2051	5418	20111

Enrollment 2015-2016 Central District

School	EC	PS	K	1	2	3	4	5	6	7	8	9	10	11	12	Catholic	TOTAL
Calvary Chapel Christian School			20	14	10	19	18	15	10	13	9	20	8	14	13		183
Central Christian School		25	7														32
Hanalani Schools		84	56	46	41	38	43	58	50	58	56	59	58	51	52		750
Ho'ala School			10	8	9	5	3	7	13	7	8	9	6	6	6		97
Holy Family Catholic Academy		72	40	49	54	51	40	54	51	60	54					525	525
Navy Hale Keiki School		68	48	40	26	26	20										228
Our Savior Lutheran School		30	13	15	14	13	12	14	12	10	10						143
Pearl Harbor Christian Academy		28	20	20	18	20	16	22	22	16	15						197
Rosary Preschool		53														53	53
St. Elizabeth School			26	23	26	22	27	22	16	15	13					190	190
St. John's Catholic Preschool		42	14													56	56
St. Michael School		19	19	7	6	11	5	5	14	9	8					103	103
Trinity Lutheran School		22	35	13	13	13	14	4	15	14	17						160
TOTAL	0	443	308	235	217	218	198	201	203	202	190	88	72	71	71	927	2717

Enrollment 2015-2016 Leeward District

School	EC	PS	K	1	2	3	4	5	6	7	8	9	10	11	12	Catholic	TOTAL
Adventist Malama Elementary			11	12	5	12	5	8	2	2	6						63
American Renaissance Academy			13	5	7	11	7	11	2	6	7	6	4	7			86
Friendship Chrstian Schools		70	35	25	29	25	29	22	22	9	11	12	6	2	2		299
Island Pacific Academy			48	36	32	38	31	40	31	50	35	29	24	42	31		467
Lanakila Baptist School			14	14	13	11	11	6	12	9	9	16	15	13	13		156
Maili Bible School			8	6	6	7	13	3	7	2	1	3	4	1			61
New Hope Christian School	16	107	22	14	12	6	4	1	1	3							186
Our Lady of Good Counsel School		25	30	22	11	27	17	22	20	14	16					204	204
Our Lady of Perpetual Help School			32	20	27	17	14	16	20	19	9					174	174
St. Joseph School		16	49	25	38	28	36	21	28	32	29					302	302
The Children's House		156	78	21	17	11	12	11	5								311
TOTAL	16	374	340	200	197	193	179	161	150	146	123	66	53	65	46	680	2309

Enrollment 2015-2016 Windward District

School	EC	PS	K	1	2	3	4	5	6	7	8	9	10	11	12	Catholic	TOTAL
Hawaiian Mission Academy - Windward Campus			20	11	10	6	6	11	5	6	6						81
Huakailani School for Girls			3	3	3	4	4	4	5								26
Koolau Baptist Academy			21	18	18	18	18	10	18	21	21	15	12	15	11		216
Le Jardin Academy		75	49	50	63	58	53	60	62	61	64	69	70	63	48		845
St. Ann's Model School		66	25	12	14	17	10	15	13	9						181	181
St. Anthony School - Kailua		73	42	24	30	27	24	24	20	20	30					314	314
St. John Vianney School		42	26	14	13	12	14	19	22	28	20					210	210
St. Mark Lutheran School			26	26	22	23	25	25	21	19	14						201
Trinity Christian School		56	36	31	31	36	32	25	20	36	18	12	14	12	12		371
Windward Nazarene School		92	21	8	10	11	15	11	8	7	4						187
TOTAL	0	404	269	197	214	212	201	204	194	207	177	96	96	90	71	705	2632

Enrollment 2015-2016 Hawai'i District

School	EC	PS	K	1	2	3	4	5	6	7	8	9	10	11	12	Catholic	TOTAL
Christian Liberty School		44	12	18	17	20	20	17	14	13	26	9	11	6	17		244
E Maka'ala School		56	17	5													78
Haili Christian School		50	20	18	16	16	14	12	12	11	10						179
Hawaii Montessori School - Kamuela Campus	18	36	6														60
Hawai'i Montessori School- Kona	24	50	6														80
Hawaii Preparatory Academy			17	13	20	19	20	22	30	43	43	85	108	98	97		615
Kamehameha Schools - Hawaii			40	40	40	40	48	48	108	108	108	144	144	144	144		1156
Kohala Mission School				1	6	1	2	2	5	0	2						19
Kona Adventist School			3	7	4	3	3	6	3	0	1						30
Makua Lani Christian School - Lower Campus		15	19	19	22	22	20	16	22	13							168
Makua Lani Christian Academy		16	19	19	22	22	20	16	21	13	22	29	19	35	19		292
Malamalama Waldorf School		41	8	7	12	10	8	12	5	5	9						117
Mauna Loa School		24	8	7	6	6	7	12	2	2	4						78
St. Joseph School - Hilo		49	27	29	26	26	16	16	20	19	15	15	12	17	27	314	314
Parker School			16	18	18	18	18	18	32	32	32	36	36	30	24		328
Waimea Country School			8	8	8	8	8	8									48
TOTAL	42	381	226	209	217	211	204	205	274	259	272	318	330	330	328	314	3806

Enrollment 2015-2016 Maui District

School	EC	PS	K	1	2	3	4	5	6	7	8	9	10	11	12	Catholic	TOTAL
Carden Academy of Maui		10	16	12	14	16	18	18	12	18	15						149
Christ the King Child Development Center		59														59	59
Clearview Christian Girl's School									3	2	7	2	1	1	1		17
Doris Todd Christian Academy		31	15	14	14	15	18	18	18	12	18	3	3	6	2		187
Emmanuel Lutheran School			17	19	15	12	12	17	16	12	11						131
Haleakala Waldorf School	20	21	37	19	22	23	28	18	20	16	22	5	11	6	11		279
Ka'ahumanu Hou Christian Schools		60	8	5	4		4	2	4	6	3	3	4	6	3		112
Kamehameha Schools - Maui			40	40	40	48	48	48	108	108	108	120	120	120	120		1068
Maui Adventist School				4	2	2	2	2	2	4	2						20
Maui Preparatory Academy		17	15	18	13	13	12	16	16	14	18	15	13	15	25		220
Montessori Hale O Keiki		32	8	4	6	5	3	3	5	2	2						70
Montessori School of Maui	8	76	32	28	25	21	28	20	4	8	6						256
ROOTS School of Maui		16	8	4	5	2	6	5	6	5	4						61
Sacred Hearts School		40	20	16	24	22	13	22	22	18	19					216	216
Saint Joseph Early Learning Center		42														42	42
Seabury Hall									44	45	44	90	81	78	73		455
St. Anthony Grade School / Saint Anthony Preschool		48	18	13	19	13	23	15	24							173	173
St. Anthony Jr./Sr. High School									35	24	30	25	15	27	20	176	176
TOTAL	28	452	234	196	203	192	215	204	339	294	309	263	248	259	255	666	3691

Enrollment 2015-2016 Kauai District

School	EC	PS	K	1	2	3	4	5	6	7	8	9	10	11	12	Catholic	TOTAL
Island School		24	16	21	21	21	21	24	36	35	40	38	37	27	31		392
Kahili Adventist School				1	3	2	2	3	2	3							16
Kauai Christian Academy		38	8	7	4	4	4	4	2	5	3	4	2	2	3		90
Olelo Christian Academy			2	3	1	1	4	0	2	2	1	1			2		19
Pu'ukumu School										30	30						60
St. Catherine School		56	28	24	17	19	15	10	21	5	9					204	204
St. Theresa School		33	16	9	9	9	3	8	8	2	7					104	104
TOTAL	0	151	70	65	55	56	49	49	71	82	90	43	39	29	36	308	885

Enrollment 2015-2016 Molokai District

School	EC	PS	K	1	2	3	4	5	6	7	8	9	10	11	12	Catholic	TOTAL
Aka'ula School								5	5	10	8	5	6	3	3		45
Ho'omana Hou School												3	3		1		7
TOTAL	0	0	0	0	0	0	0	5	5	10	8	8	9	3	4	0	52

Enrollment 2015-2016 Special Purpose Schools

School	EC	PS	K	1	2	3	4	5	6	7	8	9	10	11	12	Catholic	TOTAL
ASSETS School				4	12	16	22	28	36	48	41	35	40	40	34		356
Variety School of Hawai'i			4	2	2	3	1	4	3	2	3	4	5	1	1		35
Horizons Academy of Maui Inc.						4					1	2	1		2		10
TOTAL	0	0	4	6	14	23	23	32	39	50	45	41	46	41	37	0	401

Enrollment 2015-2016 Catholic Schools

School	EC	PS	K	1	2	3	4	5	6	7	8	9	10	11	12	TOTAL
OAHU																
Damien Memorial School									33	72	71	120	161	113	116	570
Holy Family Catholic Academy		72	40	49	54	51	40	54	51	60	54					471
L. Robert Allen Montessori		28	8													28
Maryknoll School			75	85	75	75	80	80	85	80	90	95	125	130	130	1075
Star of the Sea School				18	20	21	20	29	24	10	17					159
Our Lady of Good Counsel School		25	30	22	11	27	17	22	20	14	16					188
Our Lady of Perpetual Help School			32	20	27	17	14	16	20	19	9					165
Rosary Preschool		53														53
Sacred Hearts Academy		40	40	36	3	40	42	45	62	70	70	120	115	120	100	803
St. Ann's Model School		66	25	12	14	17	10	15	13	9						172
St. Anthony School - Kailua		73	42	24	30	27	24	24	20	20	30					284
St. Anthony School -Kalihi		7	16	10	17	7	5	10	9	6	4					87
St. Elizabeth School			26	23	26	22	27	22	16	15	13					177
Saint Francis School	33	16	20	13	13	20	10	10	21	50	50	80	73	70	60	479
St. John the Baptist School		23	27	15	21	12	18	16	23	16	11					171
St. John's Catholic Preschool		42	14													42
St. John Vianney School		42	26	14	13	12	14	19	22	28	20					190
St. Joseph School		16	49	25	38	28	36	21	28	32	29					273
Saint Louis School								15	28	74	72	125	111	116	89	541
St. Michael School		19	19	7	6	11	5	5	14	9	8					95
St. Patrick School		65	28	20	36	27	30	24	29	32	19					291
St. Philomena Early Learning Center	35	114	10													159
St. Theresa School		9	24	17	9	19	19	24	19	37	24					177
Star of the Sea Early Learning Center	48	112	40													160
HAWAI'I																
St. Joseph School - Hilo		49	27	29	26	26	16	16	20	19	15	15	12	17	27	287
KAUAI																
St. Catherine School		56	28	24	17	19	15	10	21	5	9					195
St. Theresa School		33	16	9	9	9	3	8	8	2	7					97
MAUI																
Christ the King Child Development Center		59														59
Sacred Hearts School		40	20	16	24	22	13	22	22	18	19					197
St. Anthony Grade School / Saint Anthony Preschool		48	18	13	19	13	23	15	24							149
St. Anthony Jr./Sr. High School									35	24	30	25	15	27	20	156
Saint Joseph Early Learning Center		42														42
Total	116	1149	700	501	508	522	481	522	667	721	687	580	612	593	542	7992